


SMD TCXO

1.6 x 1.2 x 0.6 mm

8P Series

Features

- Temperature Stability: $\pm 0.5 \text{ ppm} \sim \pm 2.0 \text{ ppm}$.
- Operating Temperature Range: $-30 \text{ }^\circ\text{C} \sim 85 \text{ }^\circ\text{C}$.
- Supply Voltage: $1.8 \text{ V} \sim 3.3 \text{ V}$.
- Voltage Control Function Available.
- World's Thinnest Package.
- Frequencies: 26 MHz, 33.6 MHz, 38.4 MHz, 40 MHz, 52 MHz.
- Applications: GPS, WiMAX, Cellular and Wireless Communications.
- RoHS Compliant / Pb Free.

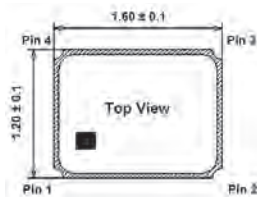


Electrical Specifications

Item / Type		8P
Output Type		Clipped Sinewave
Output Load		10K Ω // 10 pF
Oscillation Mode		Fundamental
Supply Voltage		1.8 ~ 3.3 V
Frequency Range		26 ~ 52 MHz
Clipped Sinewave Output Voltage		0.8 Vp-p typical
Frequency Stability	Vs. Temperature (- 30 ~ + 85 $^\circ\text{C}$)	$\pm 0.5 / \pm 2.0 \text{ ppm}$
	Vs. Load (Load varies $\pm 10 \%$)	$\pm 0.2 \text{ ppm Max.}$
	Vs. Supply Voltage (Vcc = Typical $\pm 0.1 \text{ V}$)	$\pm 0.2 \text{ ppm Max.}$
Frequency Tolerance	at 25 $^\circ\text{C}$ after 2 Reflows with Typical Applied to Auto Frequency Control Pin	$\pm 2.5 \text{ ppm Max.}$
Slope of Frequency Drift		$\pm 0.1 \text{ ppm / }^\circ\text{C Typical ; } \pm 0.5 \text{ ppm / }^\circ\text{C Max.}$
Storage Temperature Range		$-40 \sim +85 \text{ }^\circ\text{C}$
Auto Frequency Control (AFC) Range *		$\pm 7 \sim \pm 16 \text{ ppm (1.4} \pm 1\text{V)}$
Supply Current		2.0 mA Max.
Start-up Time		5 ms Max.
Harmonics		- 5 dBc Max.
Phase Noise at 1 kHz offset		- 130 dBc / Hz
Aging (at 25 $^\circ\text{C}$)		$\pm 1 \text{ ppm / year Max.}$

* AFC Range is selective and disable is acceptable.

Dimensions

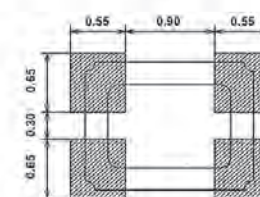
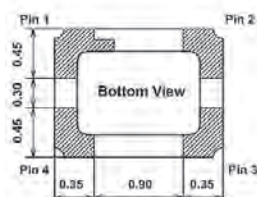


Pin Connection

Name	Connection
Pin 1	AFC or GND
Pin 2	GND
Pin 3	OUTPUT
Pin 4	VCC



Recommended Land Pattern



Units: mm