

Oven Controlled
Crystal Oscillator (OCXO)

OG1409CAN

- Output frequency : 20.0MHz
- Supply voltage : 3.3V Typ.
- Frequency / temperature characteristics : $\pm 50 \times 10^{-9}$ Max. / -40 °C to +85 °C
- External dimensions : 14.6 × 9.7 × 6.5 mm
- Features : Low profile full SMD package
- : Very fast warm-up and accurate stability
- : IPC/JEDEC J-STD-020D reflow able
- : SC-Cut Crystal unit



Product Number (Please contact us)
X1G004641xxxxxx



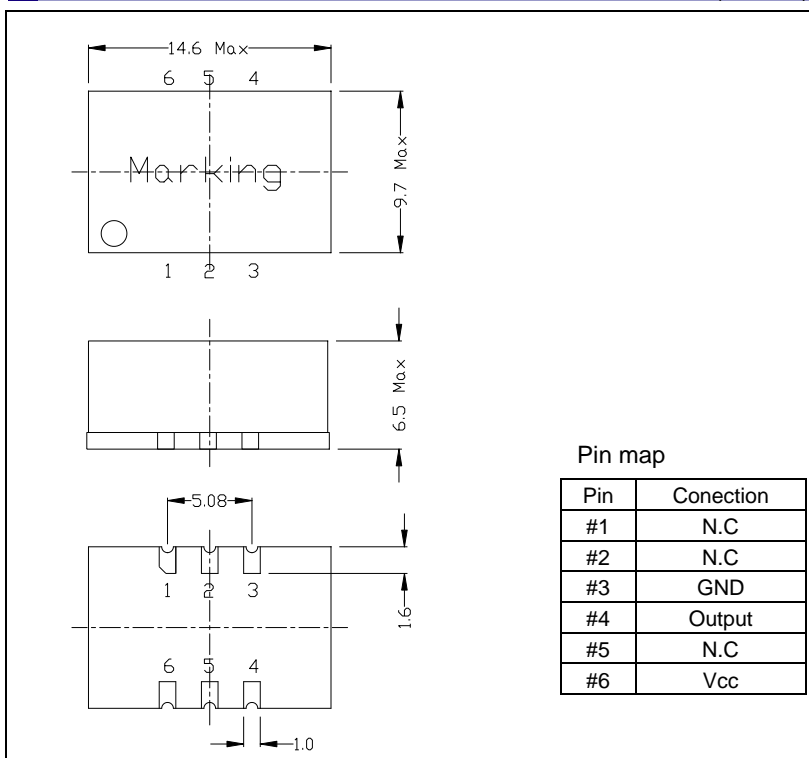
Please contact us for detailed specifications

Specifications (characteristics)

Item	Symbol	Specifications	Conditions / Remarks	
Output frequency range	fo	20.000 MHz		
Supply voltage	Vcc	3.3 V ±0.165 V		
Storage temperature range	T_stg	-40 °C to +85 °C		
Operating temperature range	T_use	-40 °C to +85 °C		
Frequency tolerance	Initial tolerance	$\pm 0.5 \times 10^{-6}$ Max.	at +25 °C, Vcc=3.3V	
	Reflow shift	$\pm 0.5 \times 10^{-6}$ Max.	1time reflow, 24h after reflow at+25 °C	
	Frequency / temperature	fo-Tc	$\pm 50 \times 10^{-9}$ Max.	-40 °C to +85 °C f ref : (f max. + f min.) / 2
	Frequency / voltage	fo-Vcc	$\pm 10 \times 10^{-9}$ Max.	Vcc=3.3 V ± 5%
	Frequency aging	f_age	$\pm 4 \times 10^{-9}$ / day Max.	Temp.=const., Vcc=3.3V f ref ; 30days after power on
	Over all	F_tol	$\pm 4.6 \times 10^{-6}$ Max.	10years at +25°C / Vcc± 5%
Warm-up			$\pm 100 \times 10^{-9}$ / 3 min. Min.	f_ref= after 1 hour power on at+25 °C
Power consumption	Warm-up	Pw	3.0W Max.	at -40 °C , Vcc = 3.3V
	Steady state		0.7W Max.	at+25 °C still air , Vcc = 3.3V
RF Output / Output load condition		LVCMOS / 15pF± 5%	20pF Max. 1kΩ Min. fanout 1	
Rise and fall-time	Tr/Tf	8 ns Max. / 15pF	10% - 90% Output level	
Symmetry	SYM	45% to 55%		
Output voltage	VOH/VOL	VOH=2.4Vmin / VOL=0.4Vmax		
Phase noise	1Hz		-70 dBc/Hz typ.	
	10Hz		-100 dBc/Hz typ.	
	100Hz		-130 dBc/Hz typ.	
	1kHz		-140 dBc/Hz typ.	
	10kHz		-145 dBc/Hz typ.	
Power source		150μ ~ 2ms	0 %Vcc→90 %Vcc	

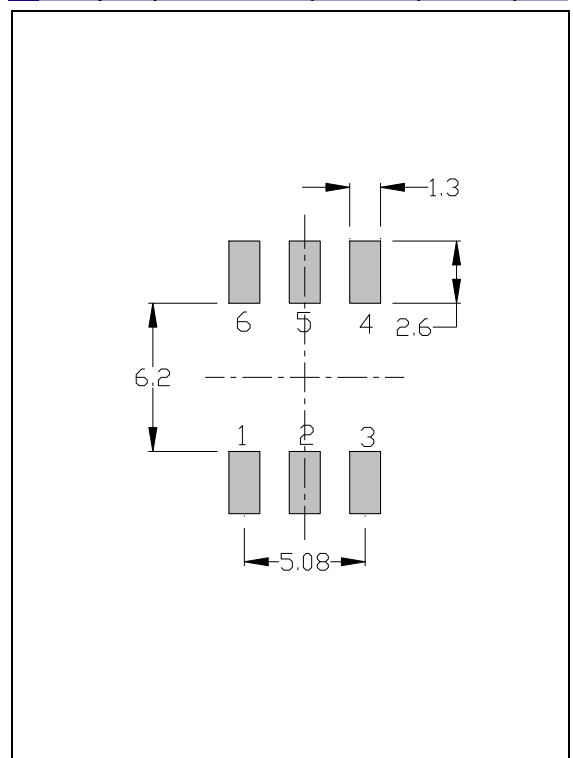
External dimensions

(Unit:mm)



Footprint (Recommended)

(Unit: mm)



PROMOTION OF ENVIRONMENTAL MANAGEMENT SYSTEM CONFORMING TO INTERNATIONAL STANDARDS

At Seiko Epson, all environmental initiatives operate under the Plan-Do-Check-Action (PDCA) cycle designed to achieve continuous improvements. The environmental management system (EMS) operates under the ISO 14001 environmental management standard.

All of our major manufacturing and non-manufacturing sites, in Japan and overseas, completed the acquisition of ISO 14001 certification.

ISO 14000 is an international standard for environmental management that was established by the International Standards Organization in 1996 against the background of growing concern regarding global warming, destruction of the ozone layer, and global deforestation.





WORKING FOR HIGH QUALITY

In order provide high quality and reliable products and services than meet customer needs,

Seiko Epson made early efforts towards obtaining ISO9000 series certification and has acquired ISO9001 for all business establishments in Japan and abroad. We have also acquired ISO/TS 16949 certification that is requested strongly by major automotive manufacturers as standard.

ISO/TS16949 is the international standard that added the sector-specific supplemental requirements for automotive industry based on ISO9001.

► Explanation of the mark that are using it for the catalog

	► Pb free.
	► Complies with EU RoHS directive. *About the products without the Pb-free mark. Contains Pb in products exempted by EU RoHS directive. (Contains Pb in sealing glass, high melting temperature type solder or other.)
	► Designed for automotive applications such as Car Multimedia, Body Electronics, Remote Keyless Entry etc.
	► Designed for automotive applications related to driving safety (Engine Control Unit, Air Bag, ESC etc).

Notice

- This material is subject to change without notice.
- Any part of this material may not be reproduced or duplicated in any form or any means without the written permission of Seiko Epson.
- The information about applied data, circuitry, software, usage, etc. written in this material is intended for reference only. Seiko Epson does not assume any liability for the occurrence of customer damage or infringing on any patent or copyright of a third party. This material does not authorize the licensing for any patent or intellectual copyrights.
- When exporting the products or technology described in this material, you should comply with the applicable export control laws and regulations and follow the procedures required by such laws and regulations.
- You are requested not to use the products (and any technical information furnished, if any) for the development and/or manufacture of weapon of mass destruction or for other military purposes. You are also requested that you would not make the products available to any third party who may use the products for such prohibited purposes.
- These products are intended for general use in electronic equipment. When using them in specific applications that require extremely high reliability, such as the applications stated below, you must obtain permission from Seiko Epson in advance.
/ Space equipment (artificial satellites, rockets, etc.) / Transportation vehicles and related (automobiles, aircraft, trains, vessels, etc.) / Medical instruments to sustain life / Submarine transmitters / Power stations and related / Fire work equipment and security equipment / traffic control equipment / and others requiring equivalent reliability.
- All brands or product names mentioned herein are trademarks and/or registered trademarks of their respective.

SHENZHEN YIJIN ELECTRONICS CO: LTD TEL: 0755-27876565

18924600166 QQ: 857950243 <http://www.vc-tcxo.com>